

### APPLICATION

Designed to incorporate any third party control valve. Either free issued or FloControl sourced, we build, test, label and ship valve assemblies to specification. Vertical or horizontal orientation. Fully BSRIA BG29/21 compliant.

In order for the valve to function as intended, water must always be suitably treated, clean, free of debris and maintained as per the relevant water quality standards (VDI2035, BSRIA BG50 or equivalent).

### SPECIFICATION

Static Pressure:

Working Temperature:

Size Range: 25 Bar

Connections: -10°C to 120°C

DN15-20

Features:

System side: male or fixed ISO female  
FCU side: standard solder

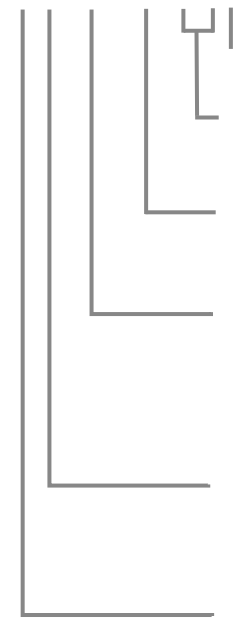
- Compact design, vertical and horizontal orientation, fits directly over the FCU drip tray
- Handed for heating & cooling duties
- Easy selection, based on flow rate
- Wide choice of connections and extensions
- Strainer options
- Versatile 5-Position by-pass with extension options
- Supplied set where possible, individually labelled to schedule & terminal unit, ready to fit
- 100% tested
- FlowCon Mini flushing bypass unit, 40mm centres
- FlowCon Combined PT Plug & Drain
- FlowCon Flow measurement with 2 PT Plugs
- PICV of choice fitted with Combined

Components:

Material:

### PRODUCT CODES AND SELECTIONS


VR.3.15-xR.12.15I.S.X

	X = Control Valve
	FCU [Outlet] S = Solder Connections C = Compression Connections 15I = 15mm Connection Size 22I = 22mm Connection Size
	System [Inlet] 12 = 1/2" female threaded Connections 34 = 3/4" female threaded Connections No addition = male threaded bypass with 3/4" BSP Euroconus Connections
	0 = no additional flow measurement 15-xR = Metering Station in the return 15-1R = Kvs 0.263 15-2R = Kvs 0.550 15-3R = Kvs 1.15 15-4R = Kvs 2.80 15-5R = Kvs 5.40
	0 = no addition to the flow branch 1 = Plain Strainer 2 = PT Plug 3 = Combined PT Plug & Drain Valve 6 = Plain Strainer and Combined PT Plug & Drain V. 12 = Strainer fitted with 1 PT Plug and Hose Union Drain Valve
	VL = Left Handed FloSet VR = Right Handed FloSet VH = Horizontal FloSet

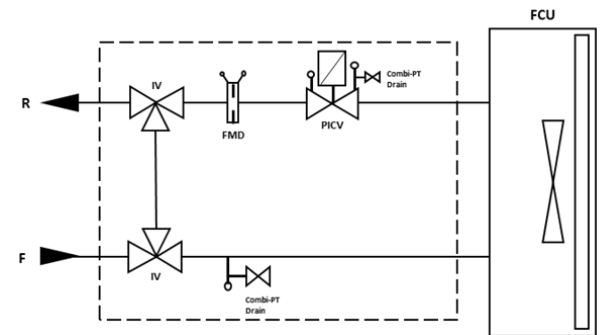
## FloSet® Contract

VR.3.15-xR.12.15I.S.x

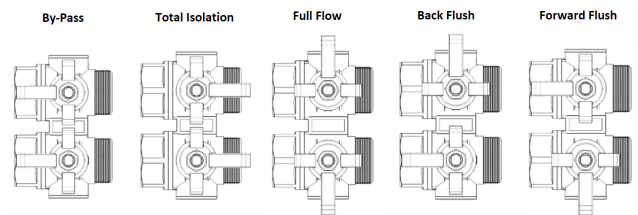
Right Hand FloSet Contract. 1/2" female threaded Mini Flushing By-Pass. Combined PT Plug & Drain to the Flow Branch. Free-Issue Control Valve fitted with Combined PT Plug & Drain and Metering Station to the Return Branch. Union Solder FCU Connections included but supplied loose.



Configuration Schematics



Bypass handle positions supporting 5 functions



Vertical right-handed Configuration with a free-issued mechanical control valve

