

APPLICATION

For Fan Coil Unit installations. Suited for small spaces and slim-line Fan Coil Units. Vertical or horizontal orientation. For dynamical forward-flushing of the terminal unit. Fully BSRIA BG29/21 compliant.

In order for the PICV to function as intended, water must always be suitably treated, clean, free of debris and maintained as per the relevant water quality standards (VDI2035, BSRIA BG50 or equivalent).

SPECIFICATION

Static Pressure: 25 Bar
Working Temperature: -10°C to 120°C
Size Range: DN15-20
Connections: System side: male or fixed ISO female FCU side: standard solder

- Features:**
- Handed for heating & cooling duties
 - Easy selection based on flow rate
 - Wide choice of connections and actuators (electric or thermic, raise lower, modulating, on/off, feedback)
 - Strainer options
 - Accurate flow measurement verification at the terminal unit
 - Flush/drain points in flow and return
 - Supplied set, individually labelled to schedule & terminal unit, ready to fit
 - 100% tested
 - FlowCon 5-position flushing bypass, 40mm centres
 - FlowCon Combined PT Plug & Drain
 - FlowCon Green or GreEQ PICV, fitted with FlowCon Combined PT Plug & Drain
 - FlowCon venturi metering station low to high flow rates
 - FlowCon FNP Actuator, can be set to equal % or linear control, with failsafe, electrical override and position indicator. IP54 rated, including upside-down.
- Components:**
- Forged DZR brass, elastomers EPDM

Material:


PRODUCT CODES AND SELECTIONS

Px.3.15-xR.12.15l.S.0	EQ0 = GreEQ.0 [0.00482—0.126 l/s] EQ1 = GreEQ.1 [0.00482—0.126 l/s] 0 = Green.0 [0.0103—0.160 l/s] 1 = Green.1 [0.178—0.308 l/s] 1HF = Green.1HF [0.172—0.736 l/s]
	S = Solder Connections C = Compression Connections
FCU [Outlet]	15l = 15mm Connection Size 22l = 22mm Connection Size
System [Inlet]	12 = 1/2" female threaded Connections 34 = 3/4" female threaded Connections No addition = male threaded bypass with 3/4" BSP Euroconus Connections
0 =	no additional flow measurement
15-xR =	Metering Station in the return
15-1R =	Kvs 0.263 [for GreEQ.0/Green.0]
15-2R =	Kvs 0.550 [for Green.0]
15-3R =	Kvs 1.15 [for Green.0]
15-4R =	Kvs 2.80 [for GreEQ.1/Green.1]
15-5R =	Kvs 5.40 [for Green.1HF]
0 =	no addition to the flow branch
1 =	Plain Strainer
2 =	PT Plug
3 =	Combined PT Plug & Drain Valve
4 =	Hose Union Drain Valve
5 =	Plain Strainer and PT Plug
6 =	Plain Strainer and Combined PT Plug & Drain V.
7 =	Plain Strainer and Hose Union Drain Valve
PL =	Left Handed FloSet
PR =	Right Handed FloSet
PH =	Horizontal FloSet

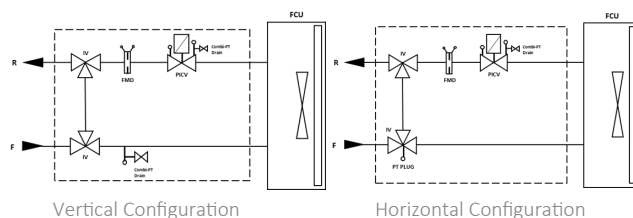
FloSet® 29

PR.3.15-xR.12.15l.S.0

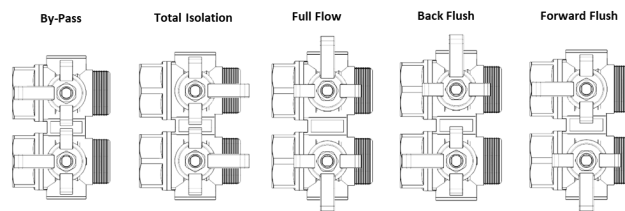
Right Hand FloSet 29. 1/2" female threaded Mini Flushing By-Pass. Combined PT Plug & Drain to the Flow Branch. FlowCon Green.0 PICV fitted with FNP Actuator and Combined PT Plug & Drain and MS.15-x Metering Station to the Return Branch. Union Solder FCU Connections included but supplied loose.



Configuration Schematics



Bypass handle positions supporting 5 functions



Dimensional Drawings Right-Handed FloSet 29

