

FlowCon SM Actuators

FlowCon Electrical Actuators



SPECIFICATIONS

FlowCon SM.0.0.0.3 (standard)

Supply voltage:	22-26V AC, 50/60 Hz or 22-26V DC
Type:	Electrical, Bi-directional synchronous motor
Power consumption:	12VA
Control signal:	Analog 0(2)-10V DC or 0(4)-20mA and digital 3-point-floating or 2-position
Resolution:	1:1000 (0-10V analog) and 1:800 (2-10V analog)
Feedback:	Linear signal Auto (equal to analog control signal), 0-10V DC, 2-10V DC or 4-20mA
Control mode:	Linear flow, Equal percentage, Linear rotation or Linear signal
Failsafe function:	No
Manual override:	Yes
Position indicator:	No
Operation time:	SM.3-5: 190 sec (from closed to fully open valve) SM.6: 317 sec (from closed to fully open valve)
Ambient temperature:	-10°C to +50°C / +14°F to +122°F
Humidity rating:	5..95% rH, no condensation
Protection:	IP54 including upside-down mounting
CE conformity:	EN 60730, class II
Housing material:	UL94 V0-rated plastic
Programming:	Programming of all settings on interface with buttons and display
Cable:	Fixed, 5 wires x 0.80 mm ² , halogen free, 1 meter Fixed, 5 wires x AWG18, halogen free, 3 ft
Calibration:	Automatic at startup
Valve-actuator coupling:	Easy snap coupling
BACnet:	No

SPECIFICATIONS (...continued)

FlowCon SM.0.0.0.4

Supply voltage:	22-26V AC, 50/60 Hz or 22-26V DC
Type:	Electrical, Bi-directional synchronous motor
Power consumption:	12VA (25VA max)
Control signal:	Analog 0(2)-10V DC or 0(4)-20mA and digital 3-point-floating or 2-position
Resolution:	1:1000 (0-10V analog) and 1:800 (2-10V analog)
Feedback:	Linear signal
	Auto (equal to analog control signal), 0-10V DC, 2-10V DC or 4-20mA
Control mode:	Linear flow, Equal percentage, Linear rotation or Linear signal
Failsafe function:	Yes
Manual override:	Yes
Position indicator:	No
Operation time:	SM.3-5: 190 sec (from closed to fully open valve) SM.6: 317 sec (from closed to fully open valve)
Ambient temperature:	-10°C to +50°C / +14°F to +122°F
Humidity rating:	5..95% rH, no condensation
Protection:	IP54 including upside-down mounting
CE conformity:	EN 60730, class II
Housing material:	UL94 V0-rated plastic
Programming:	Programming of all settings on interface with buttons and display
Cable:	Fixed, 5 wires x 0.80 mm ² , halogen free, 1 meter Fixed, 5 wires x AWG18, halogen free, 3 ft
Calibration:	Automatic at startup
Valve-actuator coupling:	Easy snap coupling
BACnet:	No

FlowCon SM.0.0.0.5

Supply voltage:	22-26V AC, 50/60 Hz or 22-26V DC
Type:	Electrical, Bi-directional synchronous motor
Power consumption:	12VA
Control signal:	Analog 0(2)-10V DC or 0(4)-20mA and digital 3-point-floating or 2-position
Resolution:	1:1000 (0-10V analog) and 1:800 (2-10V analog)
Feedback:	Linear signal
	Auto (equal to analog control signal), 0-10V DC, 2-10V DC or 4-20mA
Control mode:	Linear flow, Equal percentage, Linear rotation or Linear signal
Failsafe function:	No
Manual override:	Yes
Position indicator:	No
Operation time:	SM.3-5: 190 sec (from closed to fully open valve) SM.6: 317 sec (from closed to fully open valve)
Ambient temperature:	-10°C to +50°C / +14°F to +122°F
Humidity rating:	5..95% rH, no condensation
Protection:	IP54 including upside-down mounting
CE conformity:	EN 60730, class II
Housing material:	UL94 V0-rated plastic
Programming:	Programming of all settings on interface with buttons and display or via BACnet
Cable:	2 groups:
- Group 1:	Fixed, 5 wires x 0.80 mm ² , halogen free, 1 meter Fixed, 5 wires x AWG18, halogen free, 3 ft
- Group 2:	Fixed, 3 wires x 0.80 mm ² , halogen free, 1 meter Fixed, 3 wires x AWG18, halogen free, 3 ft
Calibration:	Automatic at startup
Valve-actuator coupling:	Easy snap coupling
BACnet device profile:	BACnet Application Specific Controller (B-ASC) type server
BACnet protocol:	BACnet Master Slave/Token passing (MS/TP)
BACnet baud rates supported:	9600, 19200, 38400 and 76800
BACnet services (BIBBS) supported:	DS-RP-B, DS-WP-B, DM-DDB-B, DM-DOB-B and DM-DCC-B

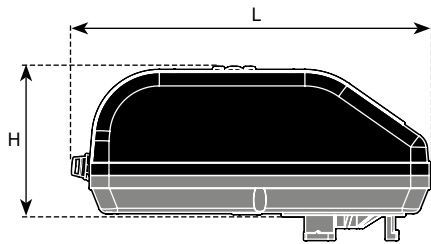
SPECIFICATIONS (...continued)

FlowCon SM.0.0.0.6

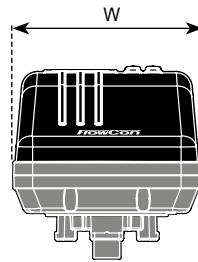
Supply voltage:	22-26V AC, 50/60 Hz or 22-26V DC
Type:	Electrical, Bi-directional synchronous motor
Power consumption:	12VA (25VA max)
Control signal:	Analog 0(2)-10V DC or 0(4)-20mA and digital 3-point-floating or 2-position
Resolution:	1:1000 (0-10V analog) and 1:800 (2-10V analog)
Feedback:	Linear signal
Control mode:	Auto (equal to analog control signal), 0-10V DC, 2-10V DC or 4-20mA
Failsafe function:	Linear flow, Equal percentage, Linear rotation or Linear signal
Manual override:	Yes
Position indicator:	Yes
Operation time:	No
Ambient temperature:	SM.3-5: 190 sec (from closed to fully open valve) SM.6: 317 sec (from closed to fully open valve)
Humidity rating:	-10°C to +50°C / +14°F to +122°F
Protection:	5..95% rH, no condensation
CE conformity:	IP54 including upside-down mounting
Housing material:	EN 60730, class II
Programming:	UL94 V0-rated plastic
Cable:	Programming of all settings on interface with buttons and display or via BACnet
- Group 1:	2 groups: Fixed, 5 wires x 0.80 mm ² , halogen free, 1 meter
- Group 2:	Fixed, 5 wires x AWG18, halogen free, 3 ft Fixed, 3 wires x 0.80 mm ² , halogen free, 1 meter Fixed, 3 wires x AWG18, halogen free, 3 ft
Calibration:	Automatic at startup
Valve-actuator coupling:	Easy snap coupling
BACnet device profile:	BACnet Application Specific Controller (B-ASC) type server
BACnet protocol:	BACnet Master Slave/Token passing (MS/TP)
BACnet baud rates supported:	9600, 19200, 38400 and 76800
BACnet services (BIBBS) supported:	DS-RP-B, DS-WP-B, DM-DDB-B, DM-DOB-B and DM-DCC-B

DIMENSIONS AND WEIGHT (NOMINAL)

Actuator	L mm (in)	W mm (in)	H mm (in)	Weight kg (lb)
SM.0.0.0.3	194 (7.64)	102 (4.02)	81 (3.19)	0.97 (2.14)
SM.0.0.0.4				1.30 (2.87)
SM.0.0.0.5				0.97 (2.14)
SM.0.0.0.6				1.30 (2.87)



FlowCon SM.0.0.0.3/4/5/6



FlowCon SM.0.0.0.3/4/5/6

MODEL NUMBER SELECTION

SM . 0 . 0 . 0 .

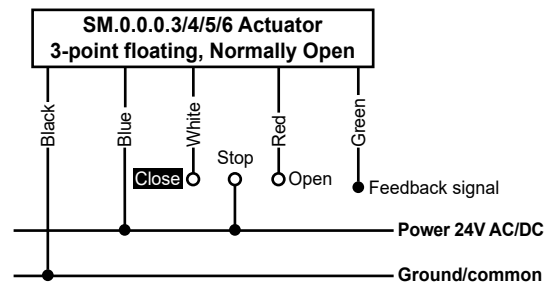
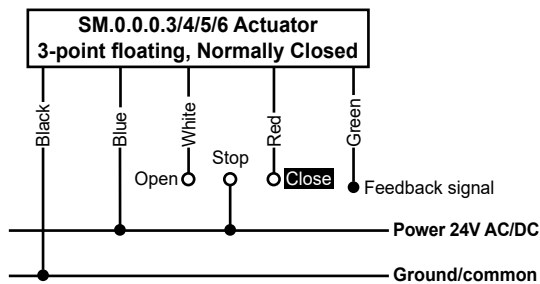
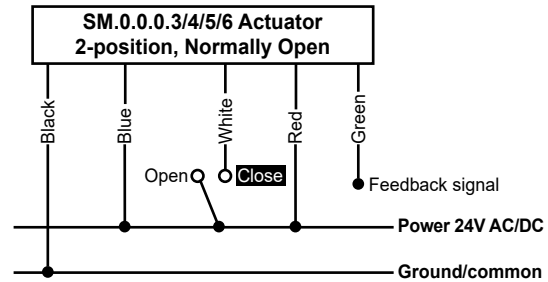
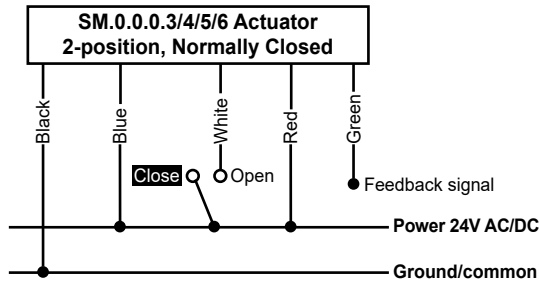
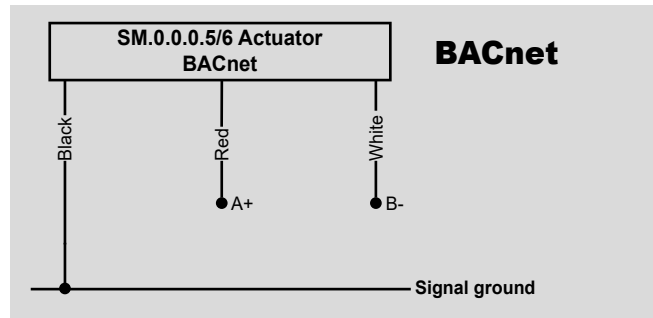
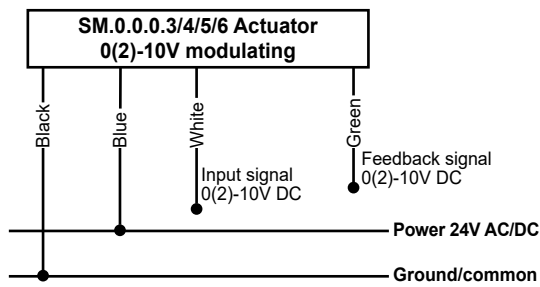
Actuator type:

- 3** = Standard
- 4** = Standard and failsafe
- 5** = BACnet
- 6** = BACnet and failsafe

Example:

SM.0.0.0.4 = FlowCon SM standard actuator with failsafe.

WIRING INSTRUCTION



Note: If feedback signal is not required, leave green wire detached.

UPDATES

For latest updates please see www.flowcon.com

FlowCon International can accept no responsibility for possible errors in any printed material. All rights reserved.