

FIVC Expansion Joint

EPDM – PN 16 – Single Sphere – EN 1092-2



FFC 01 series

Technical data

Main features and materials

- Rubber: EPDM
- Carcass: Nylon Cord Fabric
- Reinforcing wire: Carbon Steel
- Flange: Carbon Steel
- Test standard: As per manufacturer standard
- USP: Efficient in noise reduction due to effective multi-sphere structure incl. the vibration absorption. Suitable for a wide of high and low temperature applications.

Field of applications

- Temperature range: -15 to 115 °C
- Max. working pressure: 16 bar
- Max. bursting pressure: 48 bar
- Vacuum rating: DN 32-300: 500 mmHg
DN 350-600: 400 mmHg

- Industrial Technologies
- Hot and cold water plants

- Heat and refrigerating, engine ring and air-conditioning

Description

FIVC Expansion Joint with single sphere union is designed to be installed into pipelines for the purpose to avoid damage caused by stretching, compressing, deflecting, or displacing of pipes. The FIVC Expansion Joint ensures good vibration absorption and an efficient noise reduction. It ensures a high working pressure as well as anti-burst and good elasticity.

FIVC Expansion Joint is suitable for a wide range of applications depending on the requested rubber material. With an EPDM rubber, the product is suitable for hot water, steam, oxidant, animal, and vegetable oils. The EPDM rubber has excellent resistance to sunlight and is good for high and low temperature applications.

With NBR rubber, the product is suitable for most hydrocarbons, oils, petroleum fuels, and hydraulic fluids. However, NBR rubber

is not suitable for sunlight ageing, ozone and flame.

Neoprene rubber is suitable for water, sewage, oxidant, and non-aromatic hydrocarbons. It has good resistance for oil and weathering.

Alternative Product Versions

Other standards

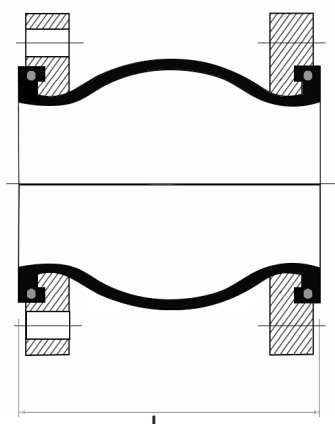
Rubber in NBR/Neoprene

Temperature range: NBR -15 to 90 °C or Neoprene -15 to 90 °C

Declaration

The product has been manufactured and tested in accordance with the European PED Directive N° 2014/68/EU, dated 15/05/2014 and is CE marked.

Dimensions



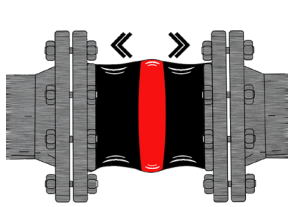
Product code	Size	L	Kg
FFC032W16EPDM01	32	95	2.8
FFC040W16EPDM01	40	95	3
FFC050W16EPDM01	50	105	4
FFC065W16EPDM01	65	115	5.5
FFC080W16EPDM01	80	130	6.4
FFC100W16EPDM01	100	135	7.5
FFC125W16EPDM01	125	170	10
FFC150W16EPDM01	150	180	13.5
FFC200W16EPDM01	200	205	16
FFC250W16EPDM01	250	240	24
FFC300W16EPDM01	300	260	28.4
FFC350W16EPDM01	350	265	37.5
FFC400W16EPDM01	400	265	50
FFC450W16EPDM01	450	265	57
FFC500W16EPDM01	500	265	67
FFC600W16EPDM01	600	265	87

Dimensions are in millimeters

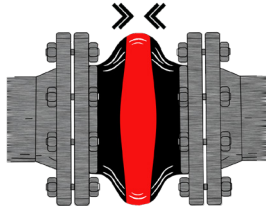
FIVC Expansion Joint

EPDM – PN 16 – Single Sphere – EN 1092-2

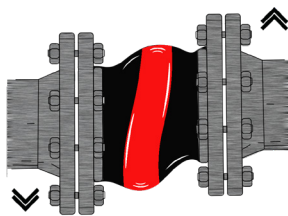
Expansion Joint Movements



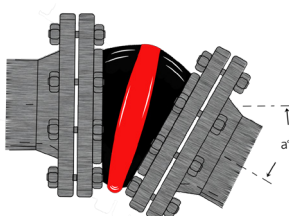
Axial Elongation, the dimensional increase of the expansion joint in its longitudinal axis.



Axial Compression, the dimensional reduction of the expansion joint in its longitudinal axis.



Lateral movement, the lateral displacement of the two ends of the expansion joint in a direction perpendicular to its longitudinal axis.

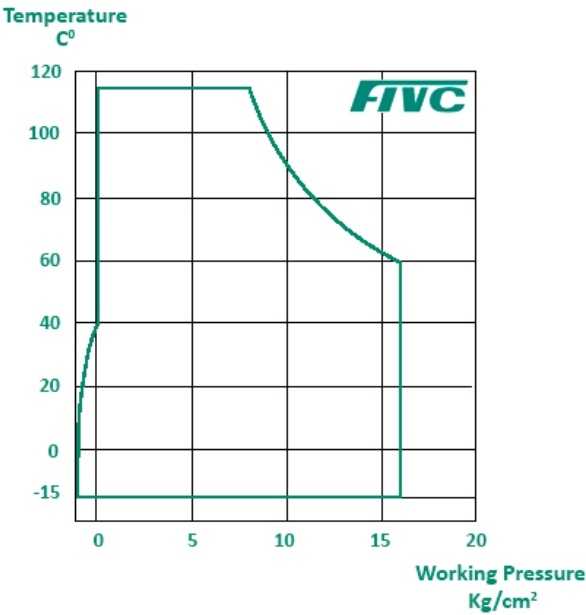


Angular movement, the expansion joint moves in an angular rotation.

Product code	Size	AE	AC	LM	AM
FFC032W16EPDM01	32	6	10	9	15°
FFC040W16EPDM01	40	6	10	9	15°
FFC050W16EPDM01	50	7	10	10	15°
FFC065W16EPDM01	65	8	13	12	15°
FFC080W16EPDM01	80	8	15	12	15°
FFC100W16EPDM01	100	8	15	12	15°
FFC125W16EPDM01	125	12	19	15	15°
FFC150W16EPDM01	150	12	20	15	10°
FFC200W16EPDM01	200	12	20	22	10°
FFC250W16EPDM01	250	16	28	22	10°
FFC300W16EPDM01	300	16	28	25	10°
FFC350W16EPDM01	350	16	28	25	10°
FFC400W16EPDM01	400	16	28	25	10°
FFC450W16EPDM01	450	16	28	25	10°
FFC500W16EPDM01	500	16	28	25	10°
FFC600W16EPDM01	600	16	28	25	10°

• AE: Axial Elongation • AC: Axial Compression • LM: Lateral Movement
• AM: Angular Movement

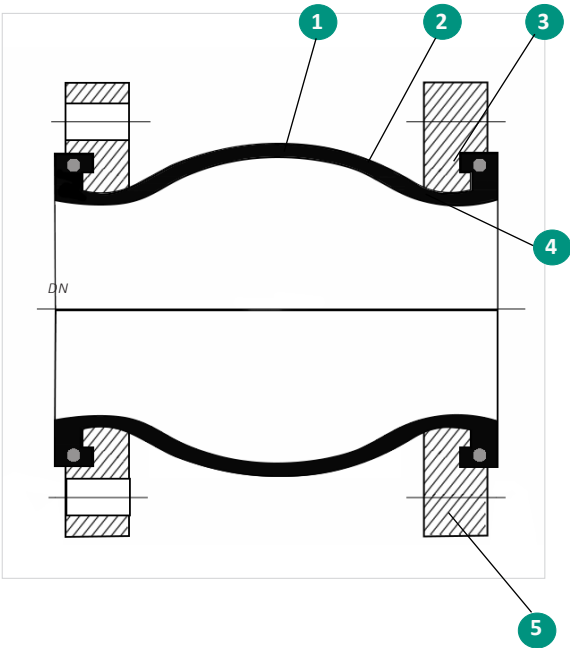
Temperature and Pressure Ratings



FIVC Expansion Joint

EPDM – PN 16 – Single Sphere – EN 1092-2

Product Specification



N°	Name	Material
1	Outer Rubber	Rubber
2	Reinforcing Cord	Synthetic Fiber
3	Steel wire	Carbon Steel
4	Inner Rubber	Rubber
5	Flange	Carbon Steel

